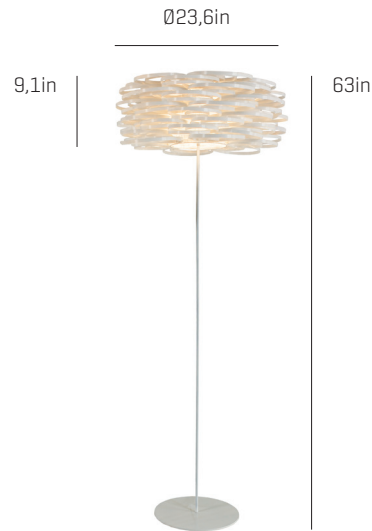



Aros

ref. **AR03**

Floor lamp



Aros Collection



MATERIAL FINISHES

LAMPSHADE

Polypropylene

One color



Painted steel

SUPPORT AND CABLE


Painted Stainless steel and painted steel

Bottom difuser included

Black cable

RECOMMENDED BULBS


120V - 60Hz

 E26 Med. - Max. 1x100 W

 E26 Med. - Max. 1x42 W

 E26LED - Max. 1x13 W

upon request:

 GU24 - Max. 1x23 W

OTHER TECHNICAL DATA

NET WEIGHT

4kg | 8,8lb

PACKAGING

66,9x3,9x3,9in

24x24x13in

8,8lb

ELECTRICAL FEATURES



CERTIFICATIONS



Box contains | Contenido de la caja:

A - Lampshade | Tulipa [1]

B - Base | Base [1]

C - Foot | Pie [1]

D - Bulb socket | Portalámparas [1]

E - Diffuser | Difusor [1]

F - Separation piece | Separador [1]

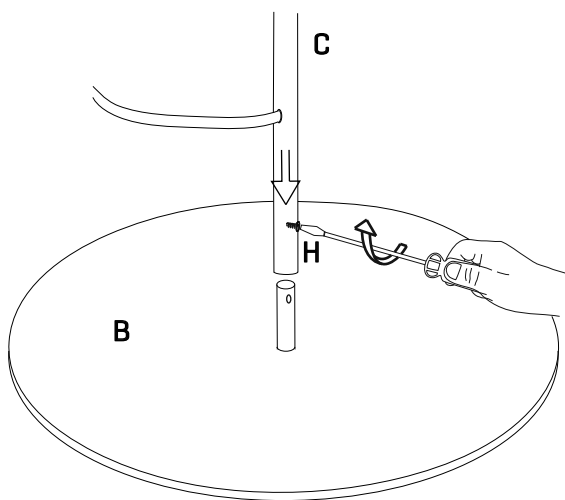
G - Fixing nut | Tuerca de fijación [1]

H - Screw | Tornillo [1]

ref. **AR03**

Suitable for indoor use, at 77°F

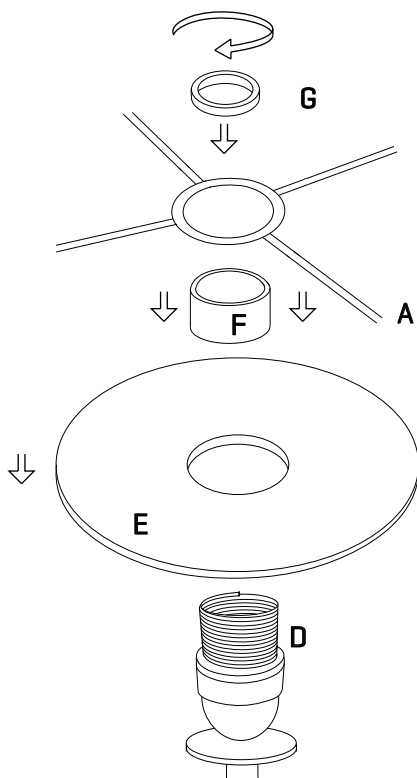
Apta para uso interior a temperatura ambiente de 77°F



1

Join the foot into the base, by screwing a screw.

Unir el pie a la base, enroscando el tornillo.



2

Introduce the diffuser over the socket, then put the separation piece, after that the lampshade and finally join all together with the fixing nut.

Sobre el portalámparas colocar primero el difusor después el separador, la tulipa y por último la rosca de fijación.