

Onn

ref. **ON04**

Pendant lamp



Onn Collection



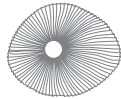
ON02



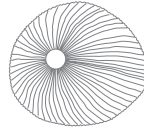
ON04



ON04G



ON06



ON06G

MATERIAL FINISHES

LAMPSHADE

Painted stainless steel

One color to choose



CANOPY AND CABLE

Steel gloss nickel-plated

Black or transparent cable

RECOMMENDED BULBS

120V - 60Hz

E26 Med. - Max. 1x100 W

E26 Med. - Max. 1x42 W

E26LED - Max. 1x13 W

upon request:

GU24 - Max. 1x23 W

OTHER TECHNICAL DATA

NET WEIGHT

1,4kg | 3,1l

PACKAGING

17,3x17,3x15,7in
6,6lb

ELECTRICAL FEATURES



CERTIFICATIONS



Onn

ref. **ON04**

Suitable for indoor use, at 77°F

Apta para uso interior a temperatura ambiente de 77°F

Box contains | Contenido de la caja:

A - Lampshade | Tulipa [1]

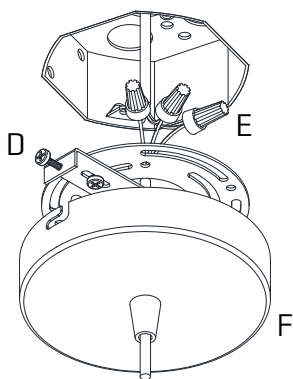

B - Holding piece | Pieza de sujeción [1]

C - Lampholder | Portalámparas [1]

D - Security screws | Tornillos de seguridad [2]

E - Electrical disposal | Ficha [1]

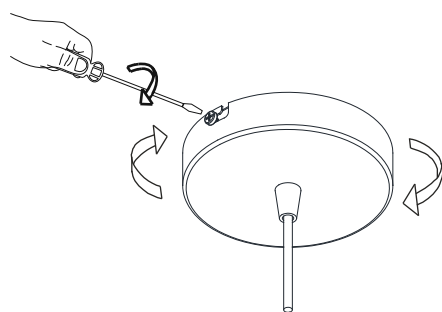
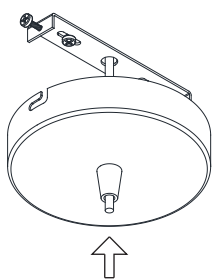
F - Canopy | Floron [1]



1

Pass the electric cables to the interior and do the electric connection inside the octagon box, please follow the instructions.

Pasar los cables eléctricos al interior y hacer la conexión eléctrica dentro de la caja de conexiones, siguiendo las instrucciones.



2

Insert the canopy in the holding piece and tight the security screws.
Tighten the strain relief situated on the canopy.

Encajar el florón en la pieza de sujeción y apretar los tornillos de seguridad.
Apretar el tensor del cable situado en el florón.